


ASHFORD FORMULA

PRODUCT WARRANTY



What's Inside...

Click on the links below to quickly advance to the desired section.

1

"Thank You"

2

Warranty Certificate

3

Warranty Terms & Conditions

4

*Cleaning & Maintenance Guide
for Concrete Floors Brochure*

To Our Valued Customer,

Thank you for purchasing the **Ashford Formula™** to permanently densify your concrete floor. Your floor is the physical foundation on which your business is built, and your wise investment to densify it will benefit you and your company for years to come.

As the original concrete densifier, and with a longstanding and proud history of more than 70 years of proven performance, Curecrete stands behind the Ashford Formula with the longest [warranties](#) offered in the industry, which we are pleased to offer you.

Included in this Warranty packet are the following items:

- **Warranty Certificate**
- **Warranty Terms & Conditions**
- **Cleaning & Maintenance Guide for Concrete Floors Brochure**

We encourage you and your maintenance team to familiarize yourself with the suggested cleaning and maintenance guidelines for your densified concrete floor. There is a common misconception that concrete is bulletproof. And while there is no doubt it is strong, it does require minimal care and and proper maintenance.

Interested in extending your warranty? We don't stop at giving you the best densified concrete floor in the world - we want to help you keep it in exceptional condition. When you use *CreteClean Plus with Scar Guard™* to clean and maintain your floor, your 20-Year warranty can be extended to a Lifetime Warranty. Contact your local representative/distributor or Curecrete for more information and qualifying conditions.

Again, thank you for choosing the Ashford Formula densify your concrete floor.

Sincerely,



SCOTT LIGGETT

President & CEO
Curecrete Distribution, Inc.

Rep/Distributor Finder

Your representative/distributor is your local resource expert!

[Locate now!](#)

Technical Questions?

Technical questions or concerns?
Contact Curecrete's technical experts.

technical@ashfordformula.com

Cleaning & Maintenance Experts

Need a Standard Cleaning Procedure (SCP) or Specialized Staff Training custom designed?

supportingproducts@curecrete.com
www.concrete-clean.com



**ASHFORD
FORMULA**

20-Year Product & 5-Year Application

WARRANTY

Presented To:

PROJECT INFO

Owner:

Building Name:

Building
Location:

Area:

APPLICATOR INFO

Invoice:

Applicator:

Applicator
Address:

Representative /
Int'l Distributor:

**Complete warranty details provided on the reverse side of this certificate.*

Date Warranty Issued



SCOTT LIGGETT

President & CEO, Curecrete Distribution, Inc.

CURECRETE

20-YEAR PRODUCT & 5-YEAR APPLICATION WARRANTY

PRODUCT WARRANTY

For a period of twenty (20) years, commencing the date on which the concrete surface described herein is treated with the Ashford Formula, Curecrete Distribution, Inc. warrants to the owner that after the specified densification and hardening period, the treated surface will remain water-repellent, dustproof, hardened and abrasion resistant. In the event any area of the treated surface fails to remain water-repellent, dustproof, hardened and abrasion resistant, Curecrete Distribution, Inc. will, at its own expense, supply sufficient Ashford Formula to retreat any such defective area.

CONDITIONS

This Product Warranty is only effective when the Ashford Formula is correctly applied to properly prepared, cured and structurally sound concrete surfaces, and is void if structural faults occur due to faulty workmanship, improper design or cracking, or failure of materials other than the Ashford Formula.* Upon notification by the owner of any failure of the surface to perform as warranted herein, the owner must grant Curecrete Distribution, Inc. access to the surface during normal business hours. This warranty is void if the Ashford Formula treated surface is subjected to abnormal use or abuse, or is impaired by any alteration made to the surface without the warrantor's written approval, including treatments done to the surface by anyone other than a representative of Curecrete Distribution, Inc.

APPLICATION WARRANTY

For a period of five (5) years commencing the date on which the concrete surfaces described herein is treated with the Ashford Formula, and after the specified densification and hardening period, the applicator noted on the accompanying certificate warrants to the owner that should any area of the treated surface fail to remain water-repellent, dustproof, hardened and abrasion resistant, the applicator will, at its own expense, re-treat any such defective area.

CONDITIONS

This Application Warranty applies to the application of the Ashford Formula to properly prepared and structurally sound concrete surfaces only, and is void if structural faults occur due to faulty workmanship, improper design or cracking and failure of materials other than the Ashford Formula.

LIMITATIONS

Curecrete Distribution, Inc. and the applicator of record shall not be liable in any respect for any damage to the building described herein; contents, other property or persons; nor will it be liable for any incidental or consequential damages, whether based upon negligence or otherwise. The provisions of this warranty shall constitute the owner's exclusive remedy, and will not be deemed in force until all the financial obligations to Curecrete Distribution, Inc., under all invoices relating to the product described below have been paid in full.

*Cause of deficiencies may include but are not limited to:

Excessive clay or silt in the concrete, premature floating and troweling, carbon dioxide from open heaters or internal combustion engines, vapor condensation on the surface of the concrete that is troweled or floated into the concrete, dry heat concentrated on the concrete surface, portland cement or sand shaken onto the concrete surface to absorb moisture, excessive water in the mix or added water during finishing, long distance pumping, improper spacing of saw cuts/control joints, untimely saw cutting, untimely application of wet cure or curing agent and freezing of the concrete surface.

DRUM NUMBERS

DRUM NUMBERS (CONTINUED)

SAMPLE

CLEANING & MAINTENANCE

Guide for Concrete Floors



FLOOR GOALS

Routine Maintenance, Long-Term Results

Protecting Your Investment

Thousands of dollars and hours of manpower have gone into creating your floor. Equally important is the time and money you put in after your floor is finished. Imagine buying an expensive car, and never maintaining it properly - no changing the oil, no washing and waxing, no cleaning up the drink that got away when the car in front of you stopped short. Wouldn't happen, right?

Your floor deserves, and requires, the same care. The good news is, properly caring for your floor won't cost you an arm and a leg. In fact, the only thing that will be replacing what you already paid for. Having to repair or replace your floor entirely will be costly and time consuming; interrupting your business, productivity, and ultimately your bottom line.

Don't let your floor join those that fail because of poor or non-existent care. Keep your floors in excellent condition with the right cleaner and the right cleaning program, and you will be protecting your investment and future profits for years to come.

"Proper maintenance does not have to be expensive or difficult."



Photos (Left-Right):
Uline Distribution Center - Pleasant Prairie, WI, USA
Ashford Formula™ Densified Concrete

University of Calgary, Taylor Institute - Calgary, AB, CANADA
RetroPlate® Polished Concrete

Proper Maintenance Matters

Concrete floors are strong, functional, and long-wearing. However, they are not bullet proof. Nothing will reduce your concrete floor to a dull, dirty, lifeless surface faster than using the wrong cleaner. The wrong cleaner can actually attract dirt! It is even worse to assume your floors need no maintenance at all.

In addition to becoming dull and lifeless, using the wrong cleaner can lead to etching, staining, and accelerated erosion of the surface. First impressions matter, as do second, third, fourth, fifth, and so on. Perception is reality, and no one wants customers to apply their impressions of your floor to your products and the way you do business.

So, how do you ensure the long-term benefits of your concrete floor - the foundation of your business? Through proper education and maintenance.

the SCIENCE

Understanding Your Concrete Floors



STRONG, BUT NOT INVINCIBLE Concrete Needs Routine Cleaning

EROSION + WEAR

Non-densified concrete floors are subject to wear and tear. The friction caused by dirt, debris, foot and vehicle traffic all contribute to degrading your floor, leaving it vulnerable to abrasion, dinginess, etching, staining, scratching and chipping.



When scratched with a metal object, non-densified concrete wears and dusts easily. Densified and polished-concrete aid against erosion and wear, but cannot fully prevent it.



The result of red wine left on a polished concrete surface for 24 hours. The red wine left a highly visible stain.



A soft drink spill left to sit for nearly an hour significantly lightened the concrete of this concrete floor.

POROUS

Concrete has a pore structure that is a magnet for solubilized dirt and soil. This causes your floor to have a dull appearance, eliminating the attractive sheen and light reflectivity it once had. These pores are also channels for oil and other liquids to infiltrate into the interior of the slab, causing discoloration and staining.

REACTIVE

All concrete floors, whether densified or non-densified, are naturally sensitive to acid. While concrete densification closes the majority of the pores in concrete, minimizing acid penetration, the concrete is still sensitive to acid etching and staining.

the RIGHT CLEANER

Not All Cleaners are Created Equal

Not all floor cleaners are created equal, and this is especially true for concrete cleaners. Selecting a concrete cleaner specifically designed to complement and work with concrete floors is essential to keeping your floors in excellent working condition and looking amazing!

3 Concrete Cleaning Myths

When it comes to concrete cleaning, there are three myths that are as harmful to your floor as dirt and debris.

MYTH 1: Concrete Floors are Maintenance-Free

Concrete floors are durable, yes, but they are not immune to wearing. They require regular maintenance with the right cleaner. Using the wrong cleaner can literally attack and dull the desired appearance of your concrete floor. Concrete floors are not maintenance-free. Instead, they are low-maintenance.

MYTH 2: Cleaning with Water is Good Enough

Using water only to clean concrete does little more than spread the contaminants around. The majority of the dirt, soil, grease and grime remain on the floor to continue degrading it.

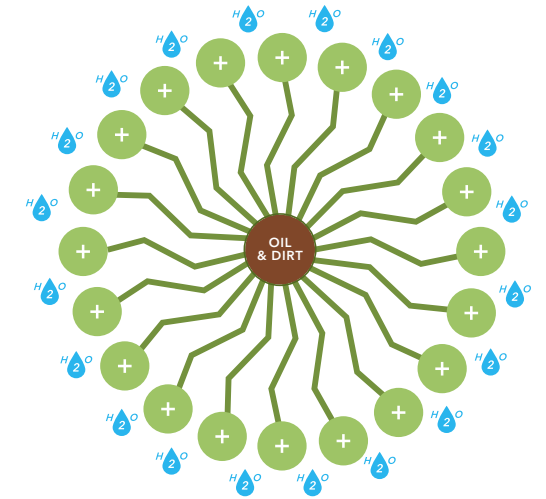
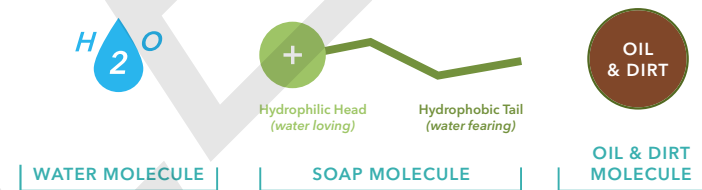
MYTH 3: Neutral pH Cleaners are Safe for Cleaning Concrete

Simply because a cleaner has a neutral pH does not mean it is necessarily safe for your floor. Many contain citric, caustic or acidic components that will do your floor more harm than good. An overly acidic or basic cleaner will etch concrete. So what is the proper pH level for a cleaner? It is in the 9-10 range, which is similar to cured/aged concrete.

With minimal effort and the right know-how, maintaining your concrete floor is easy, not to mention a lot more economical than repairing or replacing your floor down the road.

Polar Micelle Technology

CreteClean Plus with Scar Guard™ utilizes Polar Micelle Technology. Soap molecules penetrate the floor surface and emulsify oil and dirt into smaller particles. The soap molecules then completely surround the oil or dirt molecule, creating a micelle. The micelle attaches itself to water molecules and is held in suspension, then carried away in the rinse water.



Comparison: CreteClean Plus vs. Water, Neutral Cleaner

At first thought, dirt is just dirt. And dirt on a floor is just dirty. But on a concrete floor, it is so much more than that. Dirt is one of the main contributing factors to a dull concrete floor. The soil and grit tracked in from the outside act as an abrasive medium, similar to that of 200-grit sandpaper, which scratches and effectively deteriorates the attractive sheen on your concrete floor.

Test Parameters: One continuous piece of polished concrete (which received little to no traffic and received periodic cleaning) divided into three zones. Cleaned using a brand new auto scrubber. Each zone cleaned twice with the proper amount of drying time in between. After each cleaning, the auto scrubber waste water was collected and bottled. The auto scrubber tank, pads, filter, etc. were thoroughly cleaned each time before switching to the next cleaning agent.



Test Results: Notice the significant amount of dirt collected when cleaned with CreteClean Plus - especially on the second cleaning after water and a neutral cleaner had already been used.

In Zone 3, CreteClean Plus picked up almost all of the dirt and soil on the first cleaning, leaving barely any dirt and soil to be cleaned up on the second cleaning.



Your cleaner may be **unsafe** if it:

Contains Acids, Hydroxides or Sulfates

Concrete is sensitive to acid which can lead to etching and staining. Sulfides and hydroxides will eventually soften concrete.

Has a pH level ABOVE or BELOW 9-10

A safe concrete cleaner is not neutral (7), but rather similar to the pH of cured/aged concrete (9-10). An overly acidic or basic cleaner can etch concrete.



A PROPER PLAN

For Optimal Floor Performance

Recommended Equipment





MOP & BUCKET


- Dust Mop, Broom & Dust Pan
- Dual Compartment Mop Bucket & Wringer
- Concrete Floor Cleaner (CreteClean Plus recommended)
- Deck Scrub Brush (optional)
- Cotton Mop (w/looped ends)

AUTO SCRUBBER

- Dust Mop, Broom & Dust Pan
- Auto Scrubber
- Concrete Floor Cleaner (CreteClean Plus recommended)
- Black Stripping Pads OR Medium-Aggressive Nylon Brushes (accelerate sheen)
- Polypropylene OR Stiff-Poly Brushes (after sheen develops)

Routine Cleaning Plan

IMMEDIATELY	DAILY	2 - 3 TIMES / WEEK	EVERY 6 MONTHS / AS NEEDED
			
Clean spills immediately to avoid etching, staining and slip & fall hazards.	Sweep / Dust mop daily to limit dirt and soil build-up.	Mop or auto scrub the floor 2 to 3 times per week (or more often as necessary).	Apply / Re-apply additional protection products and burnish the floor every 6 months (or as your facility requires).



Discount Tire - Spanish Fork, UT, USA
RetroPlate® Polished Concrete

USEFUL TIPS

Clean Exterior Entries

Sweeping exterior entries regularly will prevent dirt and soil from entering your facility, as will clearing ice, snow and salt during the winter season.

Walk-Off Matting/Grating

Reduce the amount of outside debris brought onto your floor with walk-off mats or grating at all entry points of your building. This will minimize the damage these particles can cause your floor.

Sweep / Dust Mop Regularly

For dirt and debris that do make its way onto your floor, frequent dust-mopping will reduce the abrasion and erosion they cause. Frequent dust-mopping will also make your floor much easier to clean.

Clean Spills Immediately

Clean spills immediately to avoid etching, staining and slip and fall hazards. It's true that an ounce of protection is worth a pound of cure. Quickly cleaning up spills, especially acidic liquids, will prevent chemical attacks and reactions. When contaminants are allowed to dwell on the surface, they penetrate the concrete more deeply, creating the need for a more aggressive solution.

Burnishing

If a higher level of sheen is desired beyond that produced naturally by routine cleaning, periodic burnishing can help accelerate or increase the sheen of your concrete floor. The following procedure applies to densified concrete only.*

1. Ensure the concrete is at least 28 days old.
2. Use a high-speed propane burnisher equipped with an abrasive **black** stripping pad.
3. "Buff" the surface by working the machine up and back so as to create a higher level of sheen.
4. Repeat step Step 3 utilizing a **red** pad to increase the intensity of the sheen.

Propane driven models with an 1800-3500 RPM work best. A standard 175 RPM swing buffer will take more buffing to create the desired sheen. Propane burnishers have the weight of the motor, and therefore pressure, directly over the head of the machine, whereas, electrically driven swing burnishers do not have enough pressure, regardless of the equipment's RPM.

*For densified-polished concrete, please contact your local Curecrete representative or contact Curecrete directly.

ADDITIONAL PROTECTION

Topical, semi-penetrating, and penetrating sealers are optional products used to provide additional protection for densified and densified-polished floors. These products act as a "working" or sacrificial surface layer, protecting the treated concrete beneath. They also provide stain resistance and water repellency. As traffic and friction from dirt and debris wear away these protections, it will be necessary to replace the sealers. Applying these additional protections is an economical way to preserve your concrete floor.

Curecrete offers RetroGuard™, RetroPel™ and Shield™ as additional protection products.

For more information, visit www.curecrete.com.



EXTENDED WARRANTY

Curecrete is unique in the industry when it comes to helping you maintain your concrete floor. We don't stop at giving you the absolute best densified or densified-polished floor in the world - we want to help you keep it in exceptional condition for life. When you use CreteClean Plus with Scar Guard* to clean and maintain your floor, your 10- or 20-Year Ashford Formula™ or RetroPlate® Warranty can be extended to a Lifetime Warranty.

That's how much confidence we have in CreteClean Plus being the RIGHT cleaner for your floor!

*Qualifying Conditions Apply.

"Maintenance is important for aesthetics, but more critically for performance."



CRETE CLEAN PLUS
WITH SCAB GRIND

Sales Sheet
Product Information

SDS
Safety Data Sheet

CRETE CLEAN PLUS SINGLE DOSE
WITH SCAB GRIND

Sales Sheet
Product Information

SDS
Safety Data Sheet

BUY ONLINE

NSF GREEN PRODUCT

www.curecrete.com/shop-products



We Are Here to Help!

Curecrete's team of experts is ready to assist you with your maintenance program, and are happy to design the following:

- Custom Standard Cleaning Procedure (SCP)
- Specialized Staff Training

Product Representative Info:

CONTACT ▶ 1203 Spring Creek Place
Springville, UT 84663, USA
(801) 489-5663
(800) 998-5664

www.cretecleanplus.com

www.curecrete.com

customercare@curecrete.com

TECH INFO ▶ (801) 515-6219
(844) 644-4304 (24-hr Hotline)

cretcleantechnical@curecrete.com